

Sugar
made in the
Field



Earnings Call

Q1 / 2026

25 May 2026

Buriram Sugar
Public Company Limited

Sugar made in the *Field*

**Business
Overview**

**Key
Highlights**

**Financial
Summary**

**Business
Outlook**

**Strategy
2026/27**

CSR

Business Overview


Core Strengths and Strategic Advantages of BRR

- Exceptional Cane Field Management System
- Strong Tie with Cane Grower
- Cost Saving
- Logistic Management




Business Overview

Sugarcane




1 ton

Processing in Sugar Mill




Core Business

Raw and White Sugar
100 – 124 kg



Molasses
40 – 45 kg



Related Business

Bagasse
250 - 260 kg



Filter Cake
40-50 kg



Electricity Business



Pulp Packaging Business

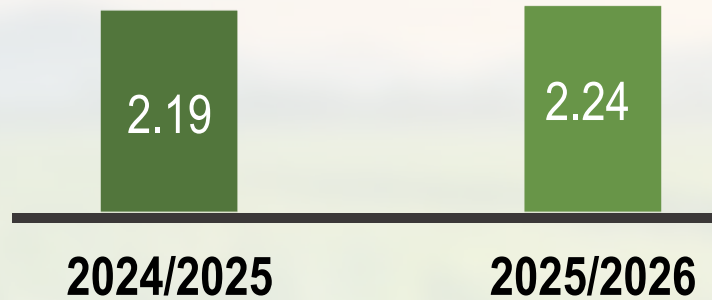


Fertilizer Business



Business Overview

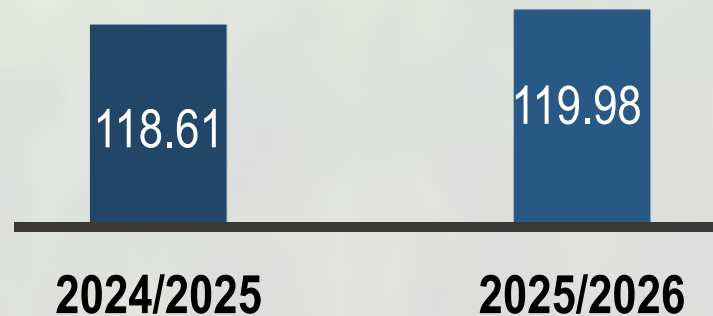
Sugarcane Crushed (million tons)



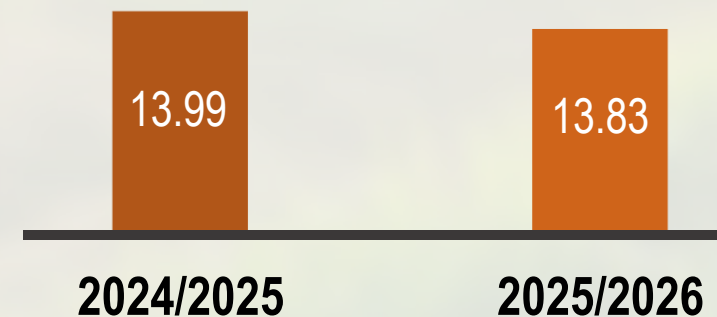
Factors Affecting the Volume of Cane Crushed

- Expansion of Contract Farming.
- Increase the planting area about 10,000 rai.
- The rainfall remained unchanged compared to the previous year.

Sugar Yield (kg/ton of cane)

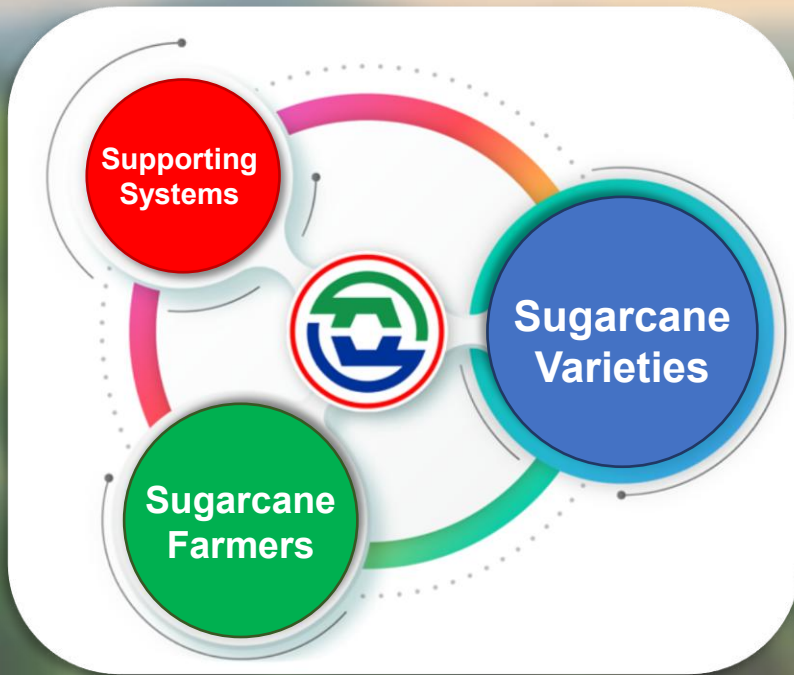


C.C.S



Strategy for Promoting Sugarcane Cultivation to Meet Target Production Goals

Sustainability Cycle



Develop Sugarcane Farmers

1. Develop farmers' knowledge and understanding of sugarcane.
2. Promote Precision Agriculture for accurate production.
3. Encourage sugarcane cultivation through strong group systems to enhance the efficiency of resource and agricultural machinery use.
4. Facilitate the succession of farming careers through the next generation of sugarcane growers.

Develop Sugarcane Varieties

1. Promote the use of the BRR Model to achieve high-yield sugarcane production with aligned direction.
2. Provide disease-resistant sugarcane varieties that produce high sugar content.

Develop Supporting Systems

1. Develop an application system accessible to both employees and farmers for fast and timely information sharing.
2. Foster collaboration between farmers and factories in career development.

Sugar made in the *Field*

Business
Overview

Key
Highlights

Financial
Summary

Business
Outlook

Strategy
2026/27

CSR

Key Highlight Q1/2026

Productivity



2025/26 Crop Data

13.83 c.c.s.

Sweetness Top 5 of Thailand

2.24 mtn.
Sugarcane Crushing

11.998%
Sugar Production Yield
Top 10 of Thailand
(Thailand Avg. 11.332%)

Financial Performance



1,498 mb.
Total Revenue

402 mb.
EBITDA

241 mb.
Net Profit

ESG Award & Certificate



CGR Excellent Score
for 8th consecutive year



A certified member of the Thailand's
CAC for 2nd consecutive times



A Strategic Partner of S&P Global

A corporate credit rating assessment
of “BBB-” with a “stable” rating



The CSR-DIW standard
in accordance with
ISO 26000



AGM Checklist Rating:
“4 coins”



Sugar made in the *Field*

Business
Overview

Key
Highlights

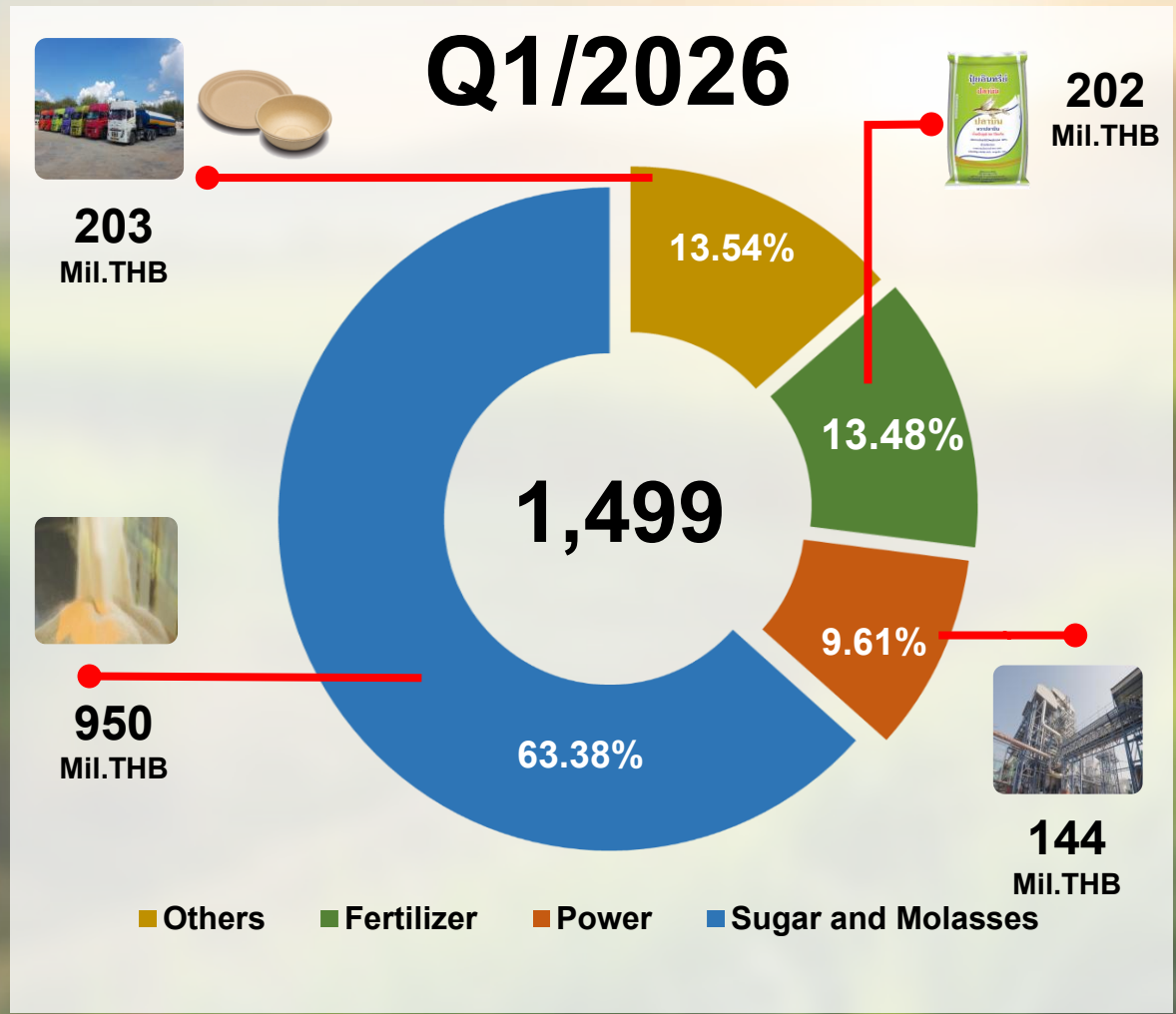
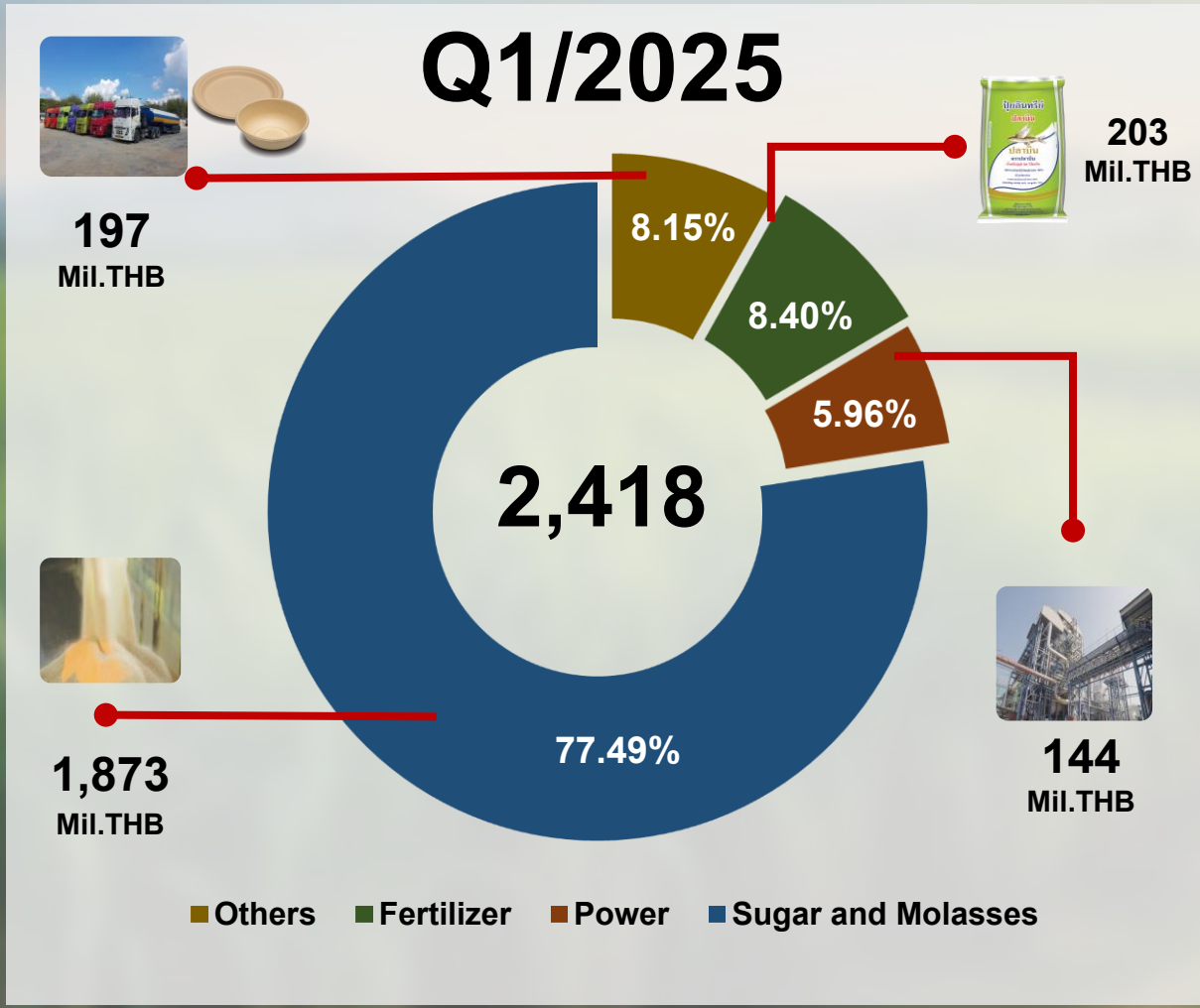
Financial
Summary

Business
Outlook

Strategy
2026/27

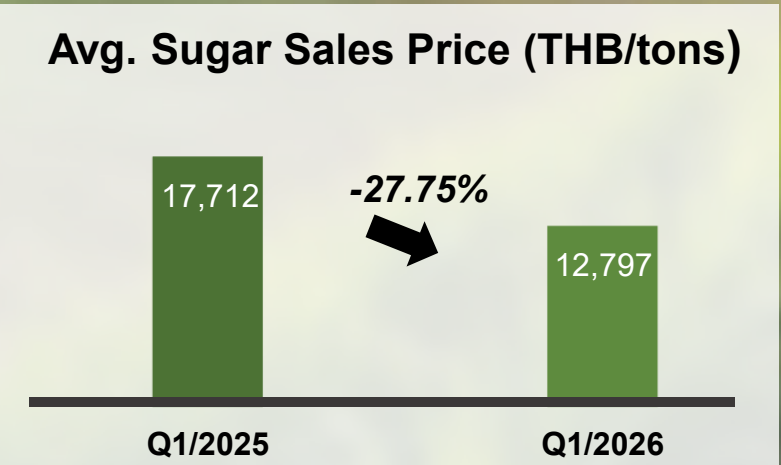
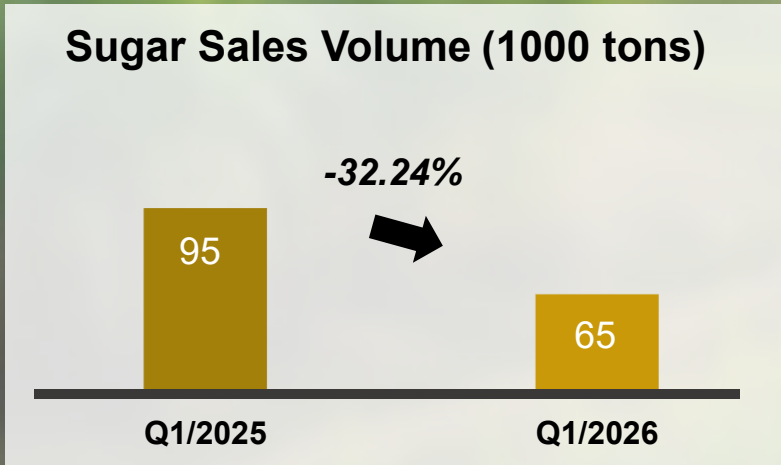
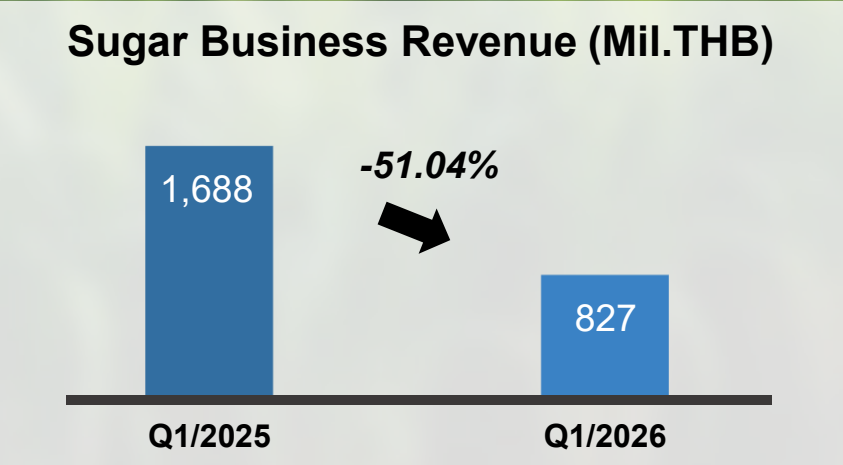
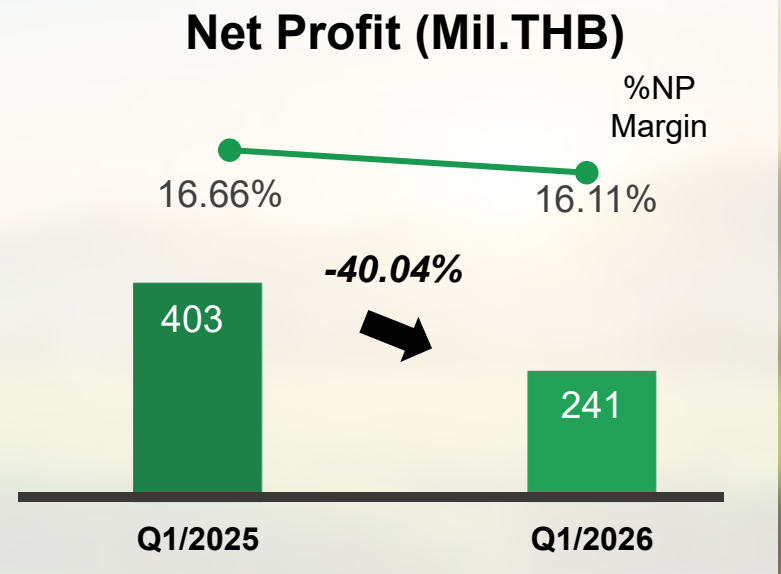
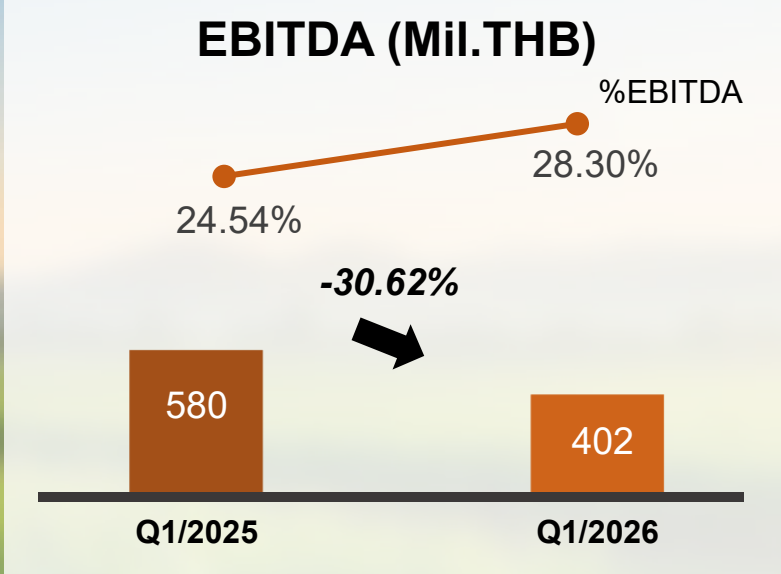
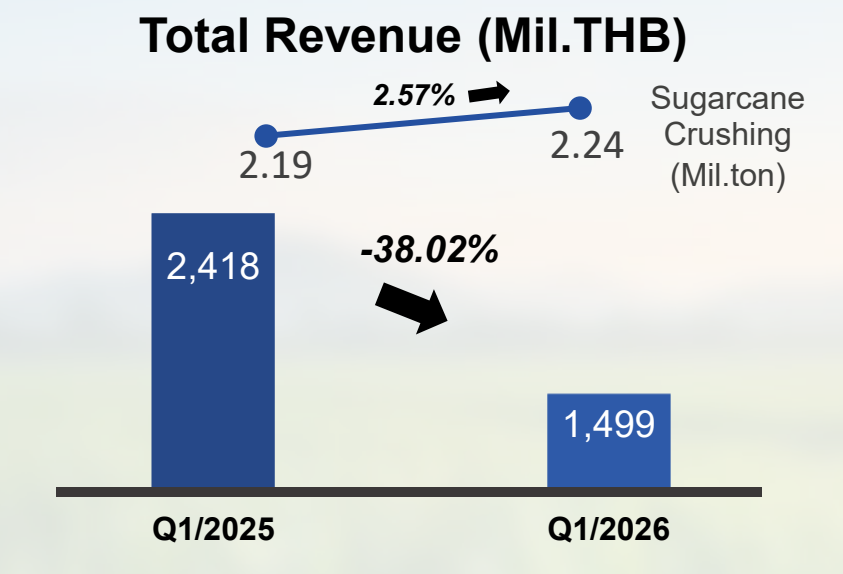
CSR

Revenue From Operations Breakdown (3 months)



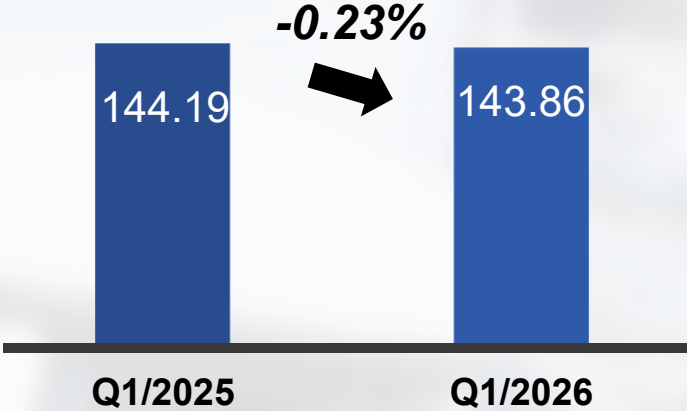
Note : Other revenues including Logistic Services by BRLM, Pulp Packaging by SEW, Oil trading revenues, sugar cane harvest services and other revenues.

Financial Performance (3 months)



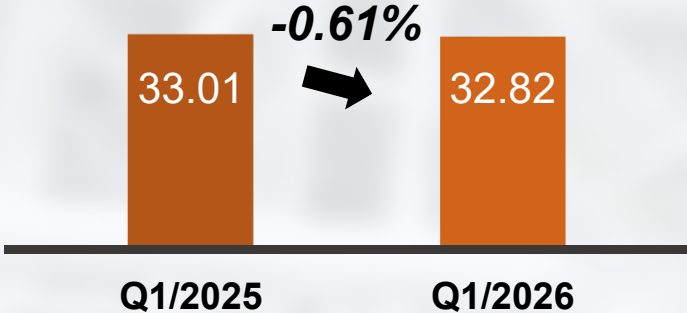
Power Business Performance

Power Business Revenue (Mil.THB)



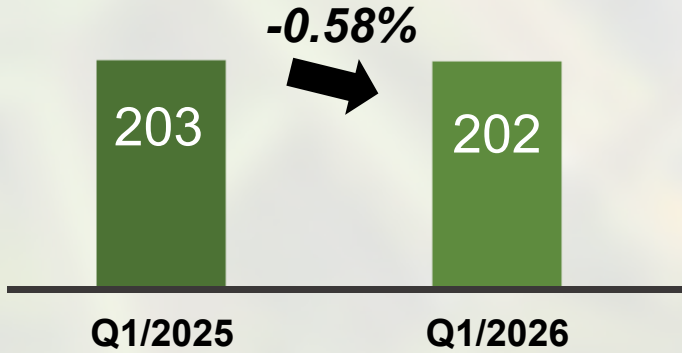
- Lower electricity consumption from the sugar plant.
- The plant continues to operate at full efficiency.

Power Sales Volume (Mil.kW)



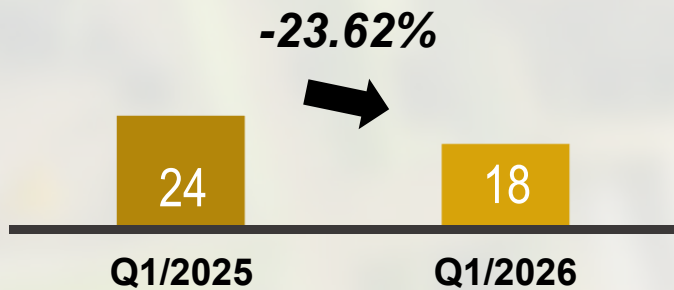
Fertilizer Business Performance

Fertilizer Business Revenue
(Mil.THB)



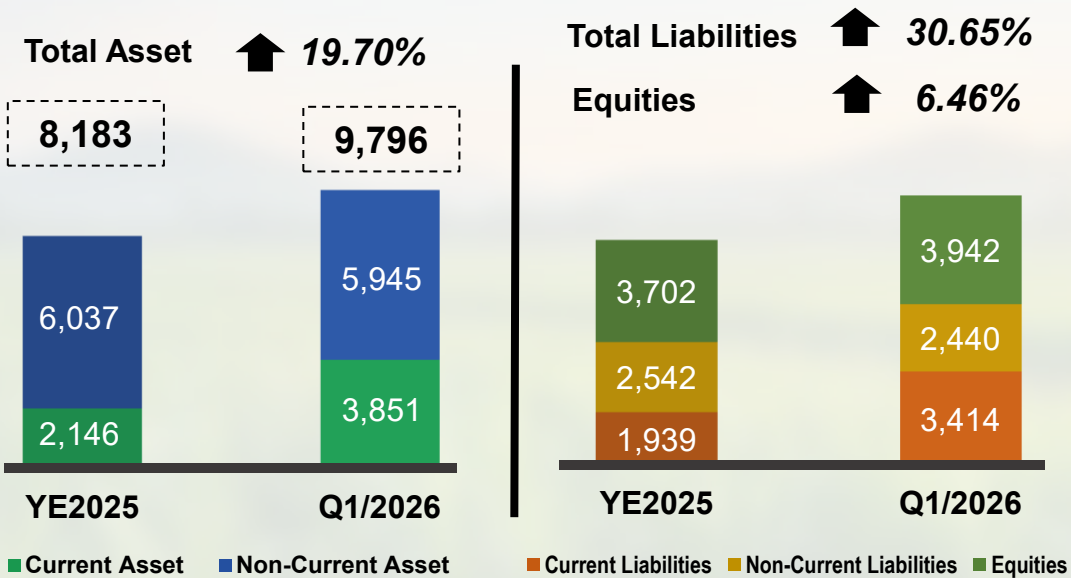
- Sales volume decreased.
- Selling prices were adjusted.

Fertilizer Sales Volume
(1,000 tons)




Financial Position

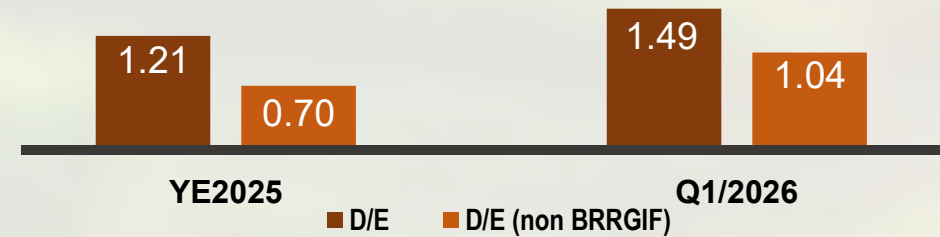
Financial Statement (Mil.THB)



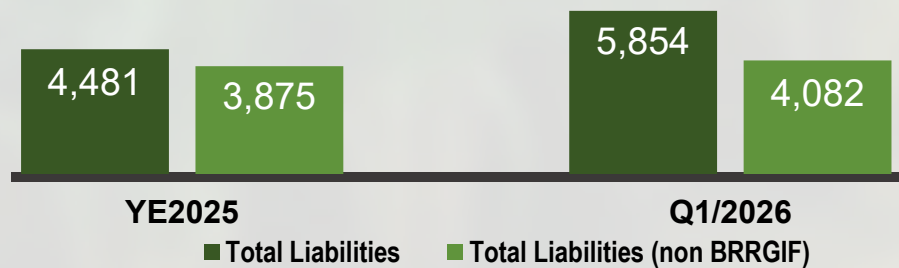
Current Ratio (X)




D/E Ratio (X)



Financial Obligation (Mil.THB)



ROE (%)



Sugar made in the *Field*

Business
Overview

Key
Highlights

Financial
Summary

Business
Outlook

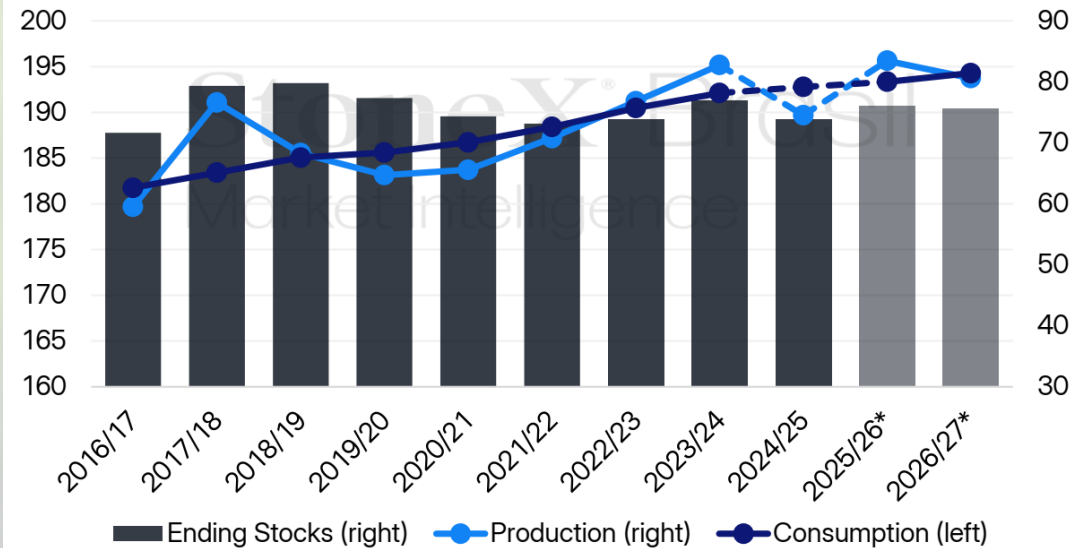
Strategy
2026/27

CSR

Global Sugar Supply and Demand

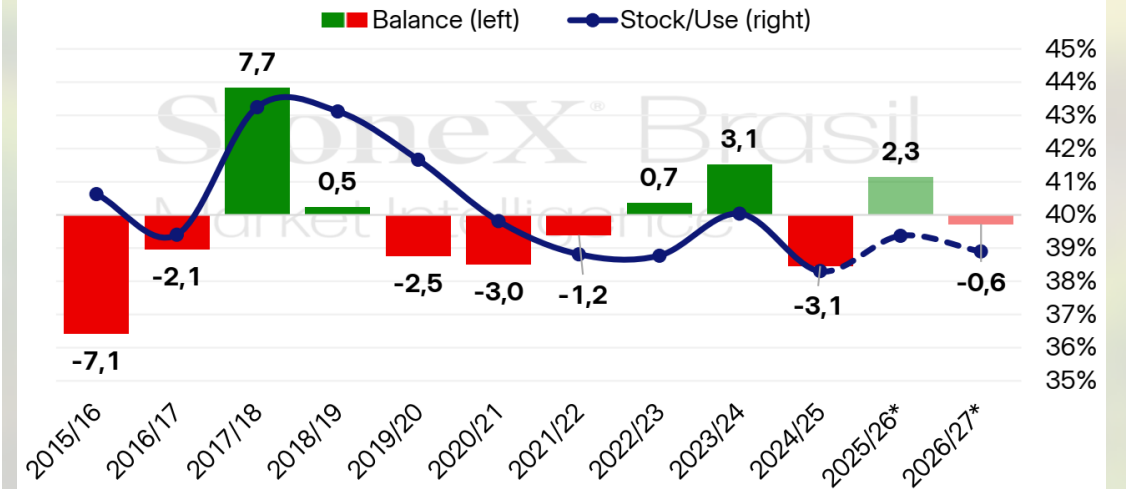
- Sugar Supply & Demand

Global supply, demand and ending stocks (MMt)



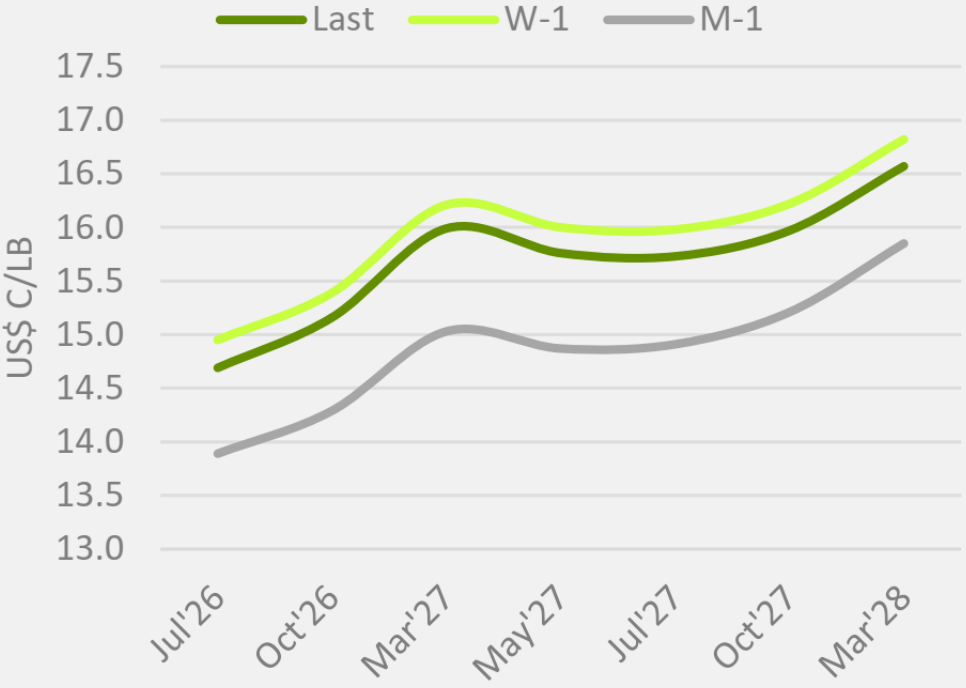
- Sugar Supply & Demand Balance

Global sugar balance (MMt) and stock-to-use ratio (%)



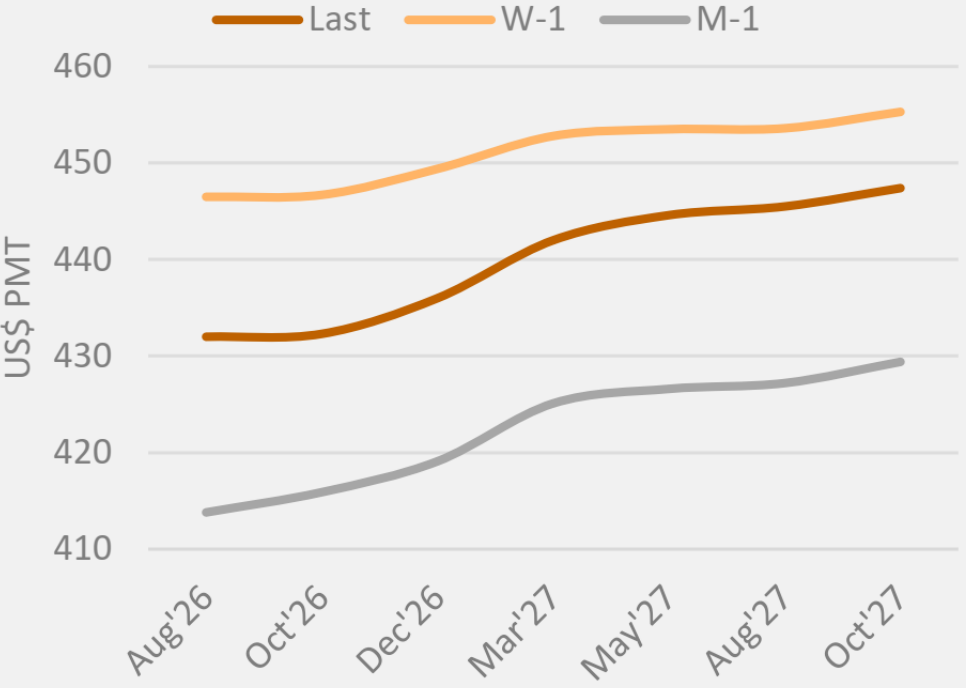
Sugar Prices Update

ICE US No.11 raw sugar futures



Source: The ICE

ICE London No.5 white sugar futures



Source: The ICE

Global Sugar Market Situation

Potential price drivers in the next six months



- ❖ Forecast of a strong El Nino event in the second half of this year 2026/27
- ❖ CS Brazil diverting unhedged sucrose towards ethanol production
- ❖ Increasing of crude oil price due to The Middle East Military conflict



- ❖ CZ Brazil capable of outing more sugar than required during year 2025/26
- ❖ Cut in Brazilian federal taxes on domestic fuel, offsetting Petrobras price hikes
- ❖ Indications of persisting weak demand

Sugar made in the *Field*

Business
Overview

Key
Highlights

Financial
Summary

Business
Outlook

Strategy
2026/27

CSR

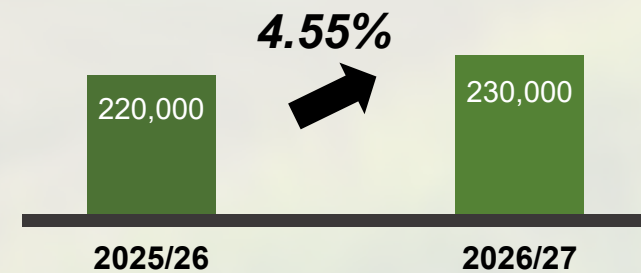
Plan to Expand Planting Area



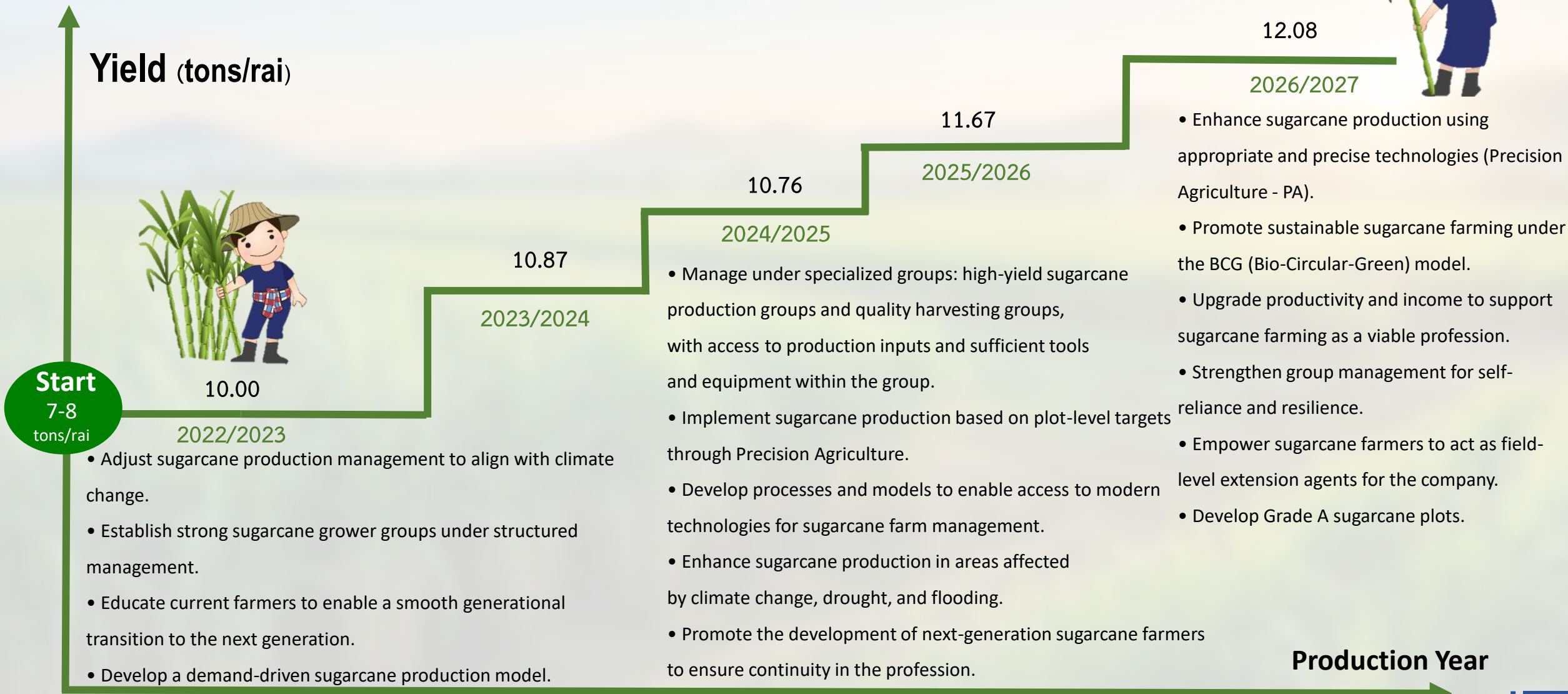
Strategies

1. finding areas using historical data of high sugarcane yield.
2. Identifying new areas in collaboration with community leaders and organizing village meetings to inform residents about the sugarcane cultivation promotion policy.
3. The meeting to record sugarcane planting areas and plan the planting to be timely within the appropriate period.

Performance Results (Rai)



Sustainable Roadmap

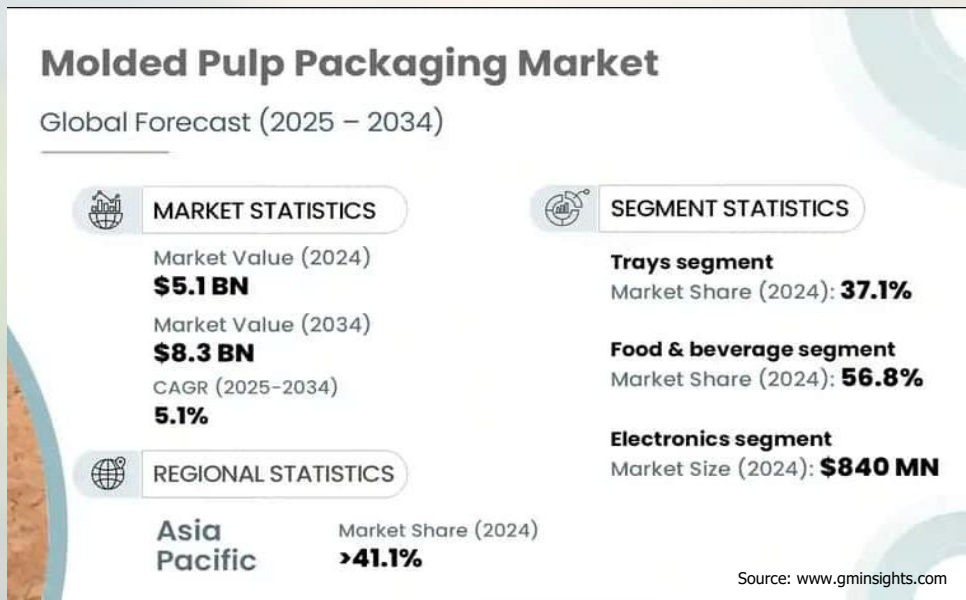


Start
7-8
tons/rai

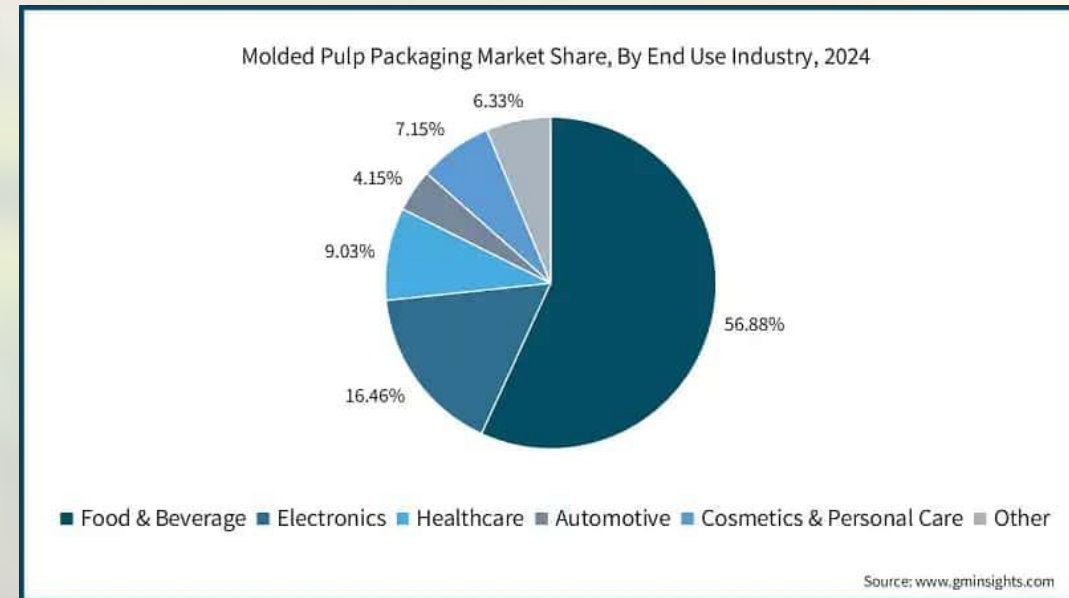
Production Year

Global Pulp Packaging Market

• Pulp Packaging Global Market

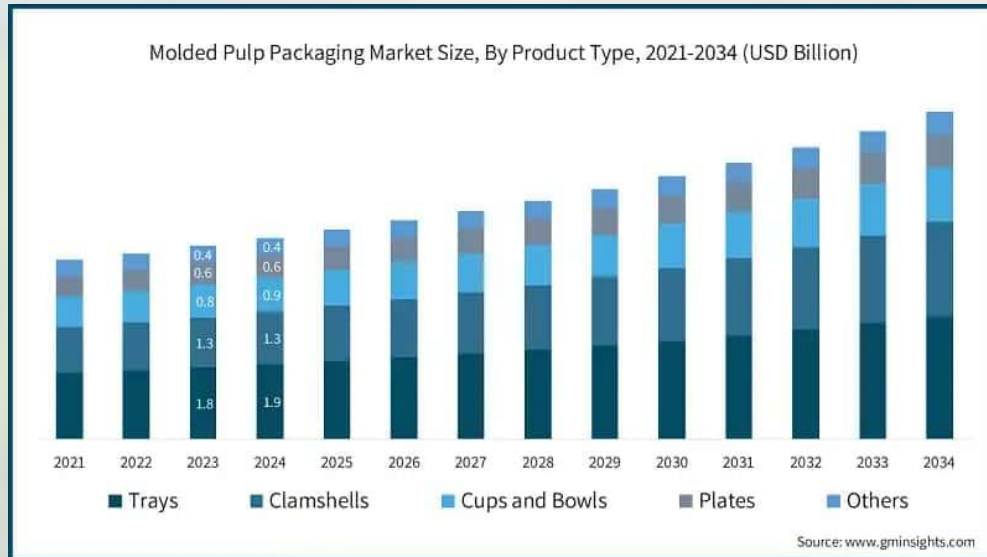


• End-Use Market Segmentation



Market Growth by Product Type

• Market Growth by Product Type



- Production capacity: 300 million pieces/year
- Bagasse-based food packaging products
- OEM manufacturing services available
- Focused on international markets (~90%)

“Growing demand for sustainable food packaging supports the company’s long-term diversification and growth strategy.”

Sugar made in the *Field*

Business
Overview

Key
Highlights

Financial
Summary

Business
Outlook

Strategy
2026/27

CSR

Corporate Social Responsibility



“BRR participated in National Children’s Day 2026 in collaboration with Hin Lek Fai Subdistrict Municipality”



“Buriram Sugar Family Bonding New Year 2026 celebration with surrounding communities under the theme One Family, Happy New Year.”



“Doing with Heart Together Year 2” project, delivering 362 survival bags containing rice, dry food, and daily necessities, along with over 500 blankets, to elderly and underprivileged people”

Corporate Social Responsibility



“BRR Repair & Build Center: Established with local technical institutes and community hospitals to repair and customize assistive equipment for patients and people with disabilities.”



“BRR Preventive Healthcare Program: Conducted with Khu Mueang Hospital and Ban Hin Lek Fai Health Promoting Hospital, providing accessible preventive healthcare services to 175 community residents.”



“Since 2025, more than 30 homes have been renovated for underprivileged elderly and vulnerable residents in partnership with the Buriram Social Welfare Development Center.”

Disclaimer

The views expressed here contain some information derived from publicly available sources that have not been independently verified. No representation or warranty is made as to the accuracy, completeness or reliability of the information. Any forward-looking information in this presentation has been prepared on the basis of a number of assumptions which may prove to be incorrect. This presentation should not be relied upon as a recommendation or forecast by Buriram Sugar Public Company Limited. Nothing in this release should be construed as either an offer to sell or a solicitation of an offer to buy or sell shares in any jurisdiction.

For more information, please contact : **IR@brr.co.th**

Q&A

